



www.spacalpha.com

US SPAC MONITOR

Jun 21, 2022

DISCLAIMER

This Presentation (the “Presentation”) is provided on a strictly informational basis only. By reviewing or reading this Presentation, you will be deemed to have agreed to the obligations and restrictions set out below. Without the express prior written consent of SPAC Alpha LLC, the Presentation and any information contained within it may not be (i) reproduced (in whole or in part), (ii) copied at any time, (iii) used for making investment decisions. This Presentation does not constitute or form part of, and should not be construed as, an offer, invitation or inducement to purchase or subscribe for securities nor shall it or any part of it form the basis of, or be relied on in connection with, any contract or commitment whatsoever. This Presentation does not constitute either advice or a recommendation regarding any securities. This Presentation shall not constitute an offer to sell or the solicitation of an offer to buy nor shall there be any sale of these securities in any state in which such offer, solicitation or sale would be unlawful prior to registration or qualification under the securities laws of any such state.

No representations or warranties, express or implied are given in, or in respect of, this Presentation. To the fullest extent permitted by law in no circumstances will SPAC Alpha, or any of its respective subsidiaries, shareholders, affiliates, representatives, partners, directors, officers, employees, advisers or agents be responsible or liable for any direct, indirect or consequential loss or loss of profit arising from the use of this Presentation, its contents (including economic models or any other materials from SPAC Alpha), its omissions, reliance on the information contained within it, or on opinions communicated in relation thereto or otherwise arising in connection therewith. The information contained in this Presentation has not been independently verified. Recipients of this Presentation are not to construe its contents, or any prior or subsequent communications from or with SPAC Alpha or its representatives as investment, legal or tax advice. In addition, this Presentation does not purport to be all-inclusive or to contain all the information related to the subject matter. Recipients of this Presentation should each make their own evaluation of the subject matter and of the relevance and adequacy of the information and should make such other investigations as they deem necessary.

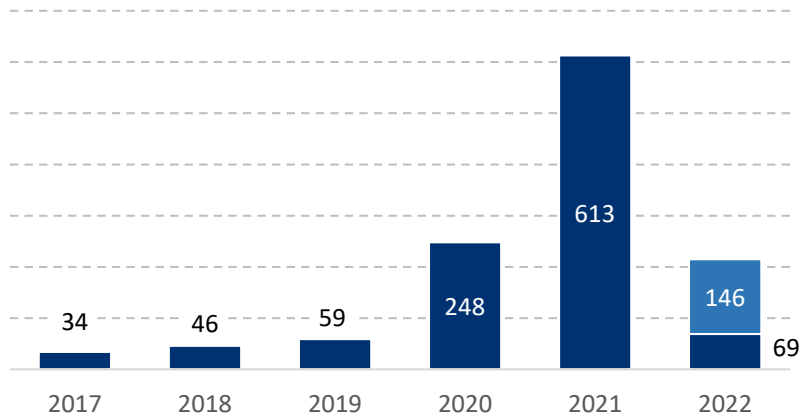
This Presentation contains illustrative returns, projections, estimates and beliefs and similar information (“Forward Looking Information”). Forward Looking Information is subject to inherent uncertainties and qualifications and is based on numerous assumptions, in each case whether or not identified in the Presentation. Forward Looking Information is provided for illustrative purposes only and is not intended to serve as and must not be relied on by any investor as, a guarantee, an assurance, a prediction or a definitive statement of fact or probability. Nothing in this Presentation should be construed as a profit forecast. Actual events and circumstances are difficult or impossible to predict and will differ from assumptions. Some important factors that could cause actual results to differ materially from those in any Forward-Looking Information could include changes in domestic and foreign business, market, Financials, political, and legal conditions. There can be no assurance that any Forward-Looking Information will be realized, and the performance may be materially and adversely different from the Forward-Looking Information. The Forward-Looking Information speaks only as of the date of this Presentation. SPAC Alpha expressly disclaims any obligation or undertaking to release any updates or revisions to any Forward Looking Information to reflect any change in SPAC Alpha’s expectations with regard thereto or any changes in events, conditions or circumstances on which any Forward Looking Information is based. Accordingly, undue reliance should not be placed upon the Forward-Looking Information.

The communication of this Presentation is restricted by law; it is not intended for distribution to, or use by any person in, any jurisdiction where such distribution or use would be contrary to local law or regulation. This Agreement supersedes and replaces all previous oral or written agreements, memoranda, correspondence, or other communications between the parties hereto relating to the subject matter hereof.

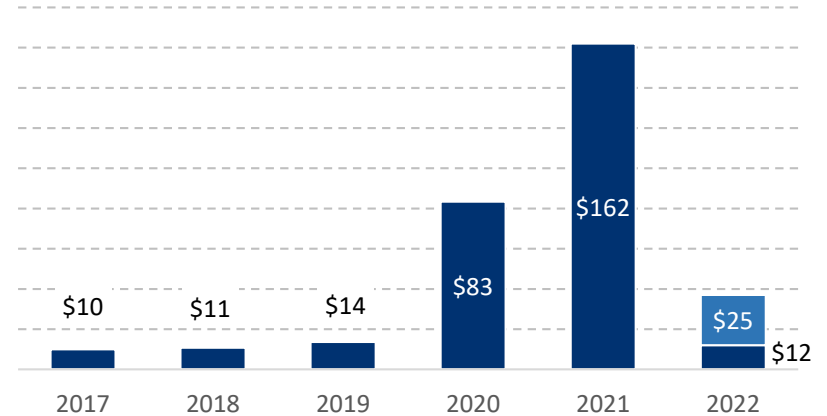
SPAC IPO & IBC ACTIVITY

■ IPO Priced/IBCs Closed ■ Filed but pending

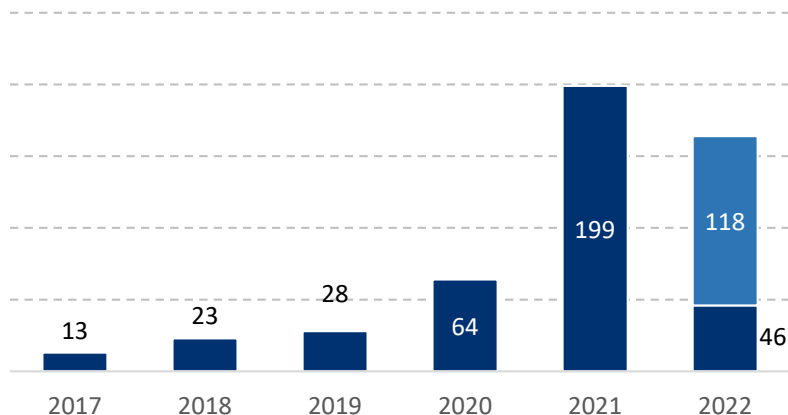
Number of SPAC IPOs



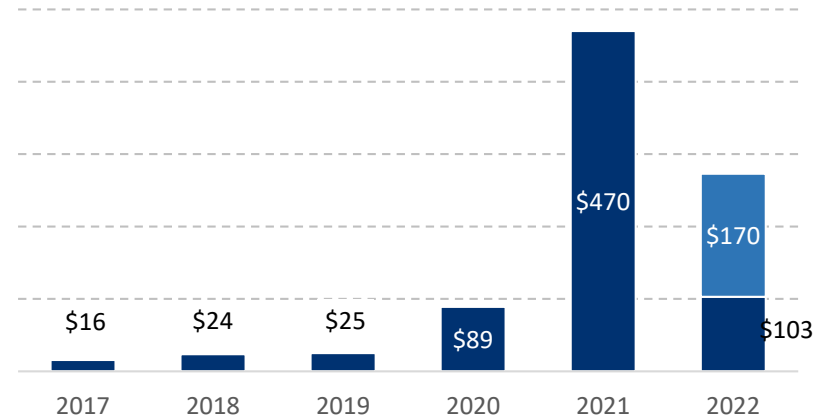
Value of SPAC IPOs, \$billion



Number of SPAC IBCs



Value of SPAC IBCs, \$billion



CURRENT SPAC PIPELINE

| Current SPAC Pipeline | Number | Value, \$billion | |
|-----------------------|--------|------------------|-------|
| S-1 filings | 146 | 24.5 | |
| Total active SPACs | 708 | 184.3 | |
| - Searching for IBCs | 590 | 160.7 | |
| - Live IBCs | 118 | IPO: | 23.6 |
| | | EV: | 102.7 |
| Closed SPAC IBCs | 46 | 102.7 | |
| Liquidated SPACs | 6 | 1.5 | |

WEEKLY SPAC ACTIVITY

| SPAC Activity Last Week | Number | Value, \$million | |
|-------------------------|--------|------------------|-------|
| S-1 filings | 3 | 316 | |
| IPOs | 1 | 85 | |
| New IBCs announced | 5 | IPO: | 706 |
| | | EV: | 1,581 |
| IBCs closed | 3 | IPO: | 853 |
| | | EV: | 4,055 |
| SPACs liquidated | 0 | 0 | |

SPAC IPOs: LAST WEEK

| SPAC | Ticker | IPO Size, \$M | IPO Unit | Focus | Sponsor(s) | IPO Date | Fri Price, \$ |
|---------------------------------------|--------|------------------|----------|-----------------|--------------------------------|-------------|---------------|
| Feutune Light Acquisition Corporation | FLFVU | 85 | S+W+R | General, Global | 1 st time SPAC team | 16-Jun | 9.99 |

SPAC S-1 FILINGS: LAST WEEK

| SPAC | Ticker | Filed IPO Size, \$M | IPO Unit | Focus | Sponsor(s) | Filing Date |
|--------------------------------------|--------|---------------------|----------|--------------------|--------------------------------|-------------|
| Dorchester Capital Acquisition Corp. | DSPK.U | 150 | S+W/2 | Energy, US | Dorchester Energy Management | 16-Jun |
| Pono Capital Two, Inc. | - | 100 | S+W/2 | Technology, Global | 2 nd time SPAC team | 14-Jun |
| Forest Acquisition Corp | - | 66 | S+W+R | General, Global | 2 nd time SPAC team | 13-Jun |

LIVE IBCs (I)

| SPAC | Ticker | Target | Focus | EV, \$M | EV/IPO | IBCs Announced | Fri Price, \$ |
|--|--------|--------------------------------------|--------------------|---------|--------|----------------|---------------|
| JATT Acquisition Corp | JATT | Zura Bio | Healthcare, Global | 215 | 1.5x | 17-Jun | 9.92 |
| Digital Health Acquisition Corp. | DHAC | Vsee Lab & iDoc Telehealth Solutions | Healthcare, US | 110 | 0.9x | 16-Jun | 10.02 |
| LightJump Acquisition Corporation | LJAQ | Moolec Science | Food, Global | 386 | 2.8x | 15-Jun | 9.97 |
| Future Health ESG Corp. | FHLT | Excelera | Healthcare, US | 460 | 2.3x | 14-Jun | 9.90 |
| Moringa Acquisition Corp | MACA | Holisto | Technology, Global | 405 | 3.5x | 13-Jun | 9.83 |
| Mudrick Capital Acquisition Corporation II | MUDS | Blue Nile | Consumer, Global | 683 | 2.1x | 10-Jun | 10.07 |
| Americas Technology Acquisition Corp. | ATA | Rally Communitas | Technology, US | 208 | 1.8x | 1-Jun | 10.30 |
| Mana Capital Acquisition Corp. | MAAQ | Cardio Diagnostics | Healthcare, US | TBD | TBD | 31-May | 9.95 |
| Gesher I Acquisition Corp. | GIAC | Freightos | Industrial, Global | 435 | 3.8x | 31-May | 9.90 |
| Aesther Healthcare Acquisition Corp. | AEHA | United Gear & Assembly | Automotive, US | TBD | TBD | 27-May | 10.13 |

LIVE IBCs (II)

| SPAC | Ticker | Target | Focus | EV, \$M | EV/IPO | IBCs Announced | Fri Price, \$ |
|--|--------|-------------------------------------|---------------------------|---------|--------|----------------|---------------|
| COVA Acquisition Corp. | COVA | ECARX | Technology, Global | 3,522 | 11.7x | 26-May | 9.82 |
| Goldenbridge Acquisition Limited | GBRG | SunCar | Automotive, Asia | 858 | 15.0x | 26-May | 10.13 |
| Legato Merger Corp. II | LGTO | Southland Holdings | Industrial, US | 810 | 2.9x | 25-May | 9.94 |
| Alpine Acquisition Corporation | REVE | Two Bit Circus & Atrium Hospitality | Media & Entertainment, US | 153 | 1.4x | 19-May | 10.14 |
| Kludeln I Acquisition Corp. | INKA | Near | Technology, Global | 753 | 4.4x | 19-May | 9.99 |
| Tuscan Holdings Corp. II | THCA | Surf Air | Travel & Hospitality, US | 1,420 | 8.2x | 18-May | 10.32 |
| EdtechX Holdings Acquisition Corp. II | EDTX | zSpace Technologies | Consumer, US | 195 | 1.7x | 17-May | 10.15 |
| PropTech Investment Corporation II | PTIC | RW National Holdings | Real Estate, US | 416 | 1.8x | 17-May | 9.87 |
| Executive Network Partnering Corporation | ENPC | Granite Ridge Resources | Energy, US | 1,320 | 3.2x | 16-May | 10.17 |
| Chardan NexTech Acquisition 2 Corp. | CNTQ | Dragonfly Energy | Automotive, US | 500 | 3.9x | 16-May | 10.13 |

LIVE IBCs (III)

| SPAC | Ticker | Target | Focus | EV, \$M | EV/IPO | IBCs Announced | Fri Price, \$ |
|---|--------|------------------------|--------------------|---------|--------|----------------|---------------|
| Kensington Capital Acquisition Corp. IV | KCA.U | Amprius Technologies | Automotive, US | 939 | 4.1x | 12-May | 9.69 |
| InterPrivate II Acquisition Corp. | IPVA | Getaround | Automotive, Global | 900 | 3.5x | 11-May | 9.79 |
| Lakeshore Acquisition I Corp. | LAAA | ProSomnus | Healthcare, US | 199 | 3.6x | 10-May | 9.94 |
| Tiga Acquisition Corp. | TINV | Grindr | Technology, Global | 2,088 | 7.5x | 9-May | 10.26 |
| Fortune Rise Acquisition Corporation | FRLA | VCV Digital Technology | Technology, US | 294 | 2.6x | 2-May | 10.06 |
| Mountain Crest Acquisition Corp. IV | MCAF | CH-AUTO | Automotive, Asia | 1,660 | 28.6x | 2-May | 9.90 |
| Ignyte Acquisition Corp. | IGNY | Peak Bio | Healthcare, US | 205 | 3.6x | 28-Apr | 9.88 |
| Arogo Capital Acquisition Corp. | AOGO | EON Reality | Technology, Global | 655 | 6.2x | 26-Apr | 9.94 |
| Isleworth Healthcare Acquisition Corp. | ISLE | Cytovia Therapeutics | Healthcare, US | 602 | 2.9x | 26-Apr | 9.93 |
| Data Knights Acquisition Corp. | DKDCA | OneMedNet | Healthcare, US | 317 | 2.7x | 25-Apr | 10.24 |

LIVE IBCs (IV)

| SPAC | Ticker | Target | Focus | EV, \$M | EV/IPO | IBCs Announced | Fri Price, \$ |
|--|--------|----------------------|-------------------------------|---------|--------|----------------|---------------|
| XPAC Acquisition Corp. | XPAX | SuperBac | Healthcare, LatAm | 380 | 1.7x | 25-Apr | 9.75 |
| LMF Acquisition Opportunities, Inc. | LMAO | SeaStar Medical | Healthcare, US | 85 | 0.8x | 22-Apr | 10.15 |
| Bull Horn Holdings Corp. | BHSE | Coeptis Therapeutics | Healthcare, US | 175 | 2.3x | 19-Apr | 10.09 |
| East Stone Acquisition Corporation | ESSC | ICONIQ | Financial, Asia | 2,500 | 18.1x | 16-Apr | 10.21 |
| 8i Acquisition 2 Corp. | LAX | EUDA Health | Healthcare, Asia | 583 | 6.8x | 12-Apr | 9.87 |
| Pacifico Acquisition Corp. | PAFO | Caravelle | Industrial, Global | 527 | 9.1x | 6-Apr | 10.07 |
| Riverview Acquisition Corp. | RVAC | Westrock Coffee | Food, Global | 1,085 | 4.3x | 4-Apr | 9.87 |
| Iron Spark I Inc. | ISAA | Hypebeast | Consumer, Global | 353 | 2.0x | 4-Apr | 9.91 |
| 10X Capital Venture Acquisition Corp. II | VCXA | PrimeBlock | Technology, US | 1,323 | 6.6x | 1-Apr | 9.89 |
| Artemis Strategic Investment Corporation | ARTE | Novibet | Media & Entertainment, Global | 696 | 3.4x | 30-Mar | 9.92 |

LIVE IBCs (V)

| SPAC | Ticker | Target | Focus | EV, \$M | EV/IPO | IBCs Announced | Fri Price, \$ |
|---|--------|------------------------|--------------------|---------|--------|----------------|---------------|
| Mount Rainier Acquisition Corp. | RNER | HUB Cyber Security | Technology, Global | 1,277 | 7.3x | 23-Mar | 10.02 |
| Avista Public Acquisition Corp. II | AHPA | OmniAb | Healthcare, US | 884 | 3.8x | 23-Mar | 10.09 |
| Primavera Capital Acquisition Corporation | PV | Lanvin Group | Consumer, Global | 1,500 | 3.6x | 22-Mar | 9.85 |
| Thunder Bridge Capital Partners IV Inc. | THCP | Coincheck | Financial, Asia | 1,013 | 4.3x | 22-Mar | 9.80 |
| Vickers Vantage Corp. I | VCKA | Scilex | Healthcare, US | 1,640 | 11.9x | 18-Mar | 10.24 |
| PONO Capital Corp | PONO | Benuvia | Cannabis, US | 440 | 3.8x | 18-Mar | 10.08 |
| Brookline Capital Acquisition Corp. | BCAC | Apexigan | Healthcare, US | 287 | 4.9x | 18-Mar | 10.16 |
| Metals Acquisition Corp | MTAL | CSA Copper Mine | Materials, Global | 1,150 | 4.3x | 17-Mar | 9.89 |
| Endurance Acquisition Corp. | EDNC | SatixFy Communications | Technology, Global | 632 | 3.1x | 8-Mar | 9.88 |
| AMCI Acquisition Corp. II | AMCI | LanzaTech | Industrial, Global | 1,815 | 10.5x | 8-Mar | 9.82 |

LIVE IBCs (VI)

| SPAC | Ticker | Target | Focus | EV, \$M | EV/IPO | IBCs Announced | Fri Price, \$ |
|--------------------------------------|--------|---------------------------|--------------------|---------|--------|----------------|---------------|
| Provident Acquisition Corp. | PAQC | Perfect | Consumer, Global | 1,019 | 4.4x | 3-Mar | 9.85 |
| Delwinds Insurance Acquisition Corp. | DWIN | Foxo Technologies | Technology, US | 369 | 1.8x | 24-Feb | 10.01 |
| Brilliant Acquisition Corporation | BRLI | Nukkleus | Financial, US | 140 | 3.0x | 23-Feb | 10.42 |
| SPK Acquisition Corp. | SPK | Varian Biopharmaceuticals | Healthcare, US | 116 | 2.3x | 14-Feb | 10.00 |
| Northern Lights Acquisition Corp. | NLIT | Safe Harbor Financial | Financial, US | 227 | 1.9x | 14-Feb | 10.22 |
| Software Acquisition Group Inc. III | SWAG | Nogin | Technology, Global | 646 | 2.8x | 14-Feb | 10.02 |
| DPCM Capital, Inc. | XPOA | D-Wave | Technology, Global | 1,347 | 4.5x | 8-Feb | 9.90 |
| CHW Acquisition Corporation | CHWA | Wag Labs | Consumer, US | 348 | 2.8x | 3-Feb | 9.89 |
| Edoc Acquisition Corp. | ADOC | Calidi Biotherapeutics | Healthcare, Global | 449 | 4.9x | 2-Feb | 10.20 |
| Angel Pond Holdings Corp | POND | MariaDB Corporation Ab | Technology, Global | 672 | 2.5x | 1-Feb | 9.76 |

LIVE IBCs (VII)

| SPAC | Ticker | Target | Focus | EV, \$M | EV/IPO | IBCs Announced | Fri Price, \$ |
|--|--------|--------------------------|-------------------------------|---------|--------|----------------|---------------|
| Agrico Acquisition Corp. | RICO | Kalera | Food, Global | 375 | 2.6x | 31-Jan | 10.19 |
| Mountain Crest Acquisition Corp. III | MCAE | ETAO International Group | Healthcare, Asia | 1,000 | 18.5x | 28-Jan | 9.88 |
| Breeze Holdings Acquisition Corp. | BREZ | D-Orbit | Technology, Global | 1,278 | 11.0x | 27-Jan | 10.25 |
| ABRI SPAC I, INC. | ASPA | Apify Group | Financial, Global | 480 | 8.4x | 27-Jan | 9.95 |
| Social Capital Suvretta Holdings Corp. I | DNAA | Akili Interactive | Healthcare, US | 906 | 3.6x | 26-Jan | 9.88 |
| Arisz Acquisition Corp. | ARIZ | BitFuFu | Financial, Asia | 1,511 | 21.9x | 25-Jan | 9.86 |
| Cohn Robbins Holdings Corp. | CRHC | Allwyn Entertainment | Media & Entertainment, Global | 9,312 | 11.3x | 21-Jan | 9.93 |
| Social Capital Suvretta Holdings Corp. III | DNAC | ProKidney | Healthcare, Global | 1,835 | 18.4x | 18-Jan | 9.88 |
| Viveon Health Acquisition Corp. | VHAQ | Suneva Medical | Healthcare, US | 300 | 1.5x | 12-Jan | 10.24 |
| Ackrell SPAC Partners I Co | ACKIT | Blackstone Products | Consumer, US | 900 | 6.5x | 23-Dec-2021 | 10.28 |

LIVE IBCs (VIII)

| SPAC | Ticker | Target | Focus | EV, \$M | EV/IPO | IBCs Announced | Fri Price, \$ |
|--|--------|----------------------|------------------------------|---------|--------|----------------|---------------|
| Global SPAC Partners Co. | GLSPT | Gorilla Technology | Technology, Global | 720 | 4.3x | 22-Dec-2021 | 10.16 |
| L&F Acquisition Corp. | LNFA | ZeroFox | Technology, Global | 1,308 | 7.5x | 20-Dec-2021 | 10.09 |
| ITHAX Acquisition Corp. | ITHX | Mondee | Travel & Hospitality, Global | 842 | 3.5x | 20-Dec-2021 | 9.84 |
| Armada Acquisition Corp. I | AACI | Rezolve | Technology, Global | 1,851 | 12.3x | 17-Dec-2021 | 9.85 |
| CleanTech Acquisition Corp. | CLAQ | Nauticus Robotics | Technology, Global | 377 | 3.8x | 17-Dec-2021 | 10.07 |
| North Atlantic Acquisition Corporation | NAAC | Telesign | Technology, Global | 1,300 | 3.4x | 16-Dec-2021 | 9.82 |
| Founder SPAC | FOUN | Rubicon Technologies | Technology, Global | 1,697 | 5.3x | 16-Dec-2021 | 10.08 |
| Gores Holdings VIII Inc. | GIIX | Footprint | Consumer, Global | 1,600 | 4.6x | 14-Dec-2021 | 9.87 |
| AEA-Bridges Impact Corp. | IMPX | LiveWire | Automotive, Global | 1,765 | 4.4x | 13-Dec-2021 | 9.91 |
| Aries I Acquisition Corporation | RAM | InfiniteWorld | Technology, Global | 554 | 3.8x | 13-Dec-2021 | 10.11 |

LIVE IBCs (IX)

| SPAC | Ticker | Target | Focus | EV, \$M | EV/IPO | IBCs Announced | Fri Price, \$ |
|-------------------------------------|--------|---------------------|-------------------------------|---------|--------|----------------|---------------|
| Global Consumer Acquisition Corp. | GACQ | GP Global & Luminex | Consumer, Global | 507 | 2.8x | 13-Dec-2021 | 10.08 |
| North Mountain Merger Corp. | NMMC | Corcentric | Financial, Global | 1,200 | 9.1x | 10-Dec-2021 | 9.92 |
| CC Neuberger Principal Holdings II | PRPB | Getty Images | Media & Entertainment, Global | 4,800 | 5.8x | 10-Dec-2021 | 9.96 |
| ArcLight Clean Transition Corp. II | ACTD | OPAL Fuels | Energy, US | 1,750 | 5.6x | 2-Dec-2021 | 9.91 |
| BOA Acquisition Corp. | BOAS | Selina | Travel & Hospitality, Global | 942 | 4.1x | 2-Dec-2021 | 9.83 |
| CF Acquisition Corp. VI | CFVI | Rumble | Media & Entertainment, Global | 2,231 | 7.4x | 1-Dec-2021 | 10.24 |
| Broadscale Acquisition Corp. | SCLE | Voltus | Energy, US | 816 | 2.4x | 1-Dec-2021 | 9.79 |
| Adit EdTech Acquisition Corp. | ADEX | Griid | Financial, US | 3,300 | 12.0x | 30-Nov-2021 | 9.85 |
| Benessere Capital Acquisition Corp. | BENE | eCombustible Energy | Energy, US | 867 | 7.0x | 24-Nov-2021 | 10.32 |
| Bright Lights Acquisition Corp. | BLTS | Manscaped | Consumer, Global | 1,000 | 4.4x | 23-Nov-2021 | 9.86 |

LIVE IBCs (X)

| SPAC | Ticker | Target | Focus | EV, \$M | EV/IPO | IBCs Announced | Fri Price, \$ |
|-------------------------------------|--------|--------------------------------|-------------------------------|---------|--------|----------------|---------------|
| Blue Safari Group Acquisition Corp | BSGA | Bitdeer | Financial, Global | 4,000 | 68.9x | 18-Nov-2021 | 10.11 |
| Alpha Capital Acquisition Company | ASPC | Semantix | Technology, Global | 693 | 3.0x | 17-Nov-2021 | 9.91 |
| Waldencast Acquisition Corp. | WALD | Obagi & Milk Makeup | Consumer, Global | 1,240 | 3.6x | 15-Nov-2021 | 9.85 |
| Crown PropTech Acquisitions | CPTK | Brivo | Real Estate, Global | 808 | 2.9x | 10-Nov-2021 | 9.87 |
| Ventoux CCM Acquisition Corp. | VTAQ | Presto | Travel & Hospitality, US | 817 | 4.7x | 10-Nov-2021 | 10.20 |
| USHG Acquisition Corp. | HUGS | Panera Brands | Food, US | TBD | TBD | 9-Nov-2021 | 9.85 |
| Duddell Street Acquisition Corp. | DSAC | FiscalNote | Technology, Global | 1,188 | 6.8x | 8-Nov-2021 | 9.94 |
| Quantum FinTech Acquisition Corp | QFTA | TradeStation | Financial, US | 1,428 | 7.1x | 4-Nov-2021 | 9.85 |
| AGBA Acquisition Ltd. | AGBA | OnePlatform & TAG Asia Capital | Financial, Asia | 555 | 12.1x | 4-Nov-2021 | 11.35 |
| B. Riley Principal 150 Merger Corp. | BRPM | FaZe Clan | Media & Entertainment, Global | 713 | 4.1x | 25-Oct-2021 | 9.84 |

LIVE IBCs (XI)

| SPAC | Ticker | Target | Focus | EV, \$M | EV/IPO | IBCs Announced | Fri Price, \$ |
|---|--------|--|-------------------------------|---------|--------|----------------|---------------|
| Digital World Acquisition Corp. | DWAC | Trump Media and Technology Group | Media & Entertainment, Global | 875 | 3.0x | 21-Oct-2021 | 43.79 |
| 26 Capital Acquisition Corp. | ADER | UE Resorts International | Travel & Hospitality, Asia | 2,600 | 9.5x | 15-Oct-2021 | 9.87 |
| Ace Convergence Acquisition Corp. | ACEV | Tempo Automation | Industrial, US | 936 | 4.1x | 14-Oct-2021 | 10.12 |
| Dune Acquisition Corporation | DUNE | TradeZero | Financial, Global | 556 | 3.2x | 12-Oct-2021 | 10.05 |
| Gores Guggenheim, Inc. | GGPI | Polestar | Automotive, Global | 20,000 | 25.0x | 27-Sep-2021 | 9.99 |
| G Squared Ascend I Inc. | GSQD | Transfix | Consumer, US | 1,054 | 3.1x | 21-Sep-2021 | 9.82 |
| Cartesian Growth Corporation | GLBL | Tiedemann Group & Alvarium Investments | Financial, Global | 1,087 | 3.2x | 20-Sep-2021 | 9.85 |
| EJF Acquisition Corp. | EJFA | Pagaya Technologies | Financial, Global | 8,500 | 29.6x | 15-Sep-2021 | 9.96 |
| Golden Path Acquisition Corporation | GPCO | MC Hologram Inc. | Technology, Asia | 450 | 7.8x | 10-Sep-2021 | 10.09 |
| Ace Global Business Acquisition Limited | ACBA | DDC Enterprise | Food, Asia | 300 | 6.4x | 25-Aug-2021 | 10.28 |

LIVE IBCs (XII)

| SPAC | Ticker | Target | Focus | EV, \$M | EV/IPO | IBCs Announced | Fri Price, \$ |
|--|--------|-------------------|-----------------------------|---------|--------|----------------|---------------|
| InterPrivate III Financial Partners Inc. | IPVF | Aspiration | Financial, Global | 1,943 | 7.5x | 18-Aug-2021 | 9.81 |
| Silver Crest Acquisition Corp. | SLCR | Tim Hortons China | Consumer, Asia | 1,790 | 5.2x | 16-Aug-2021 | 9.87 |
| Model Performance Acquisition Corp. | MPAC | MultiMetaVerse | Media & Entertainment, Asia | 300 | 5.2x | 9-Aug-2021 | 10.17 |
| Far Peak Acquisition Corporation | FPAC | Bullish | Financial, US | 2,500 | 4.2x | 9-Jul-2021 | 9.84 |
| Concord Acquisition Corp | CND | Circle | Financial, Global | 9,000 | 31.6x | 8-Jul-2021 | 9.95 |
| Venus Acquisition Corp | VENA | VIYI Algorithm | Technology, Asia | 400 | 8.7x | 10-Jun-2021 | 10.24 |
| Aurora Acquisition Corp. | AURC | Better | Financial, US | 6,732 | 27.7x | 11-May-2021 | 9.82 |
| FinTech Acquisition Corp. V | FTCV | eToro | Financial, Global | 7,900 | 31.6x | 16-Mar-2021 | 9.86 |

CLOSED IBCs IN 2022 (I)

| SPAC | New Ticker | Target | Focus | EV, \$M | EV/IPO | IBCs Closed | Fri Price, \$ |
|--------------------------------------|------------|---|------------------------------|---------|--------|-------------|---------------|
| Virgin Group Acquisition Corp. II | GROV | Grove Collaborative | Consumer, US | 1,505 | 3.7x | 16-Jun | 10.00 |
| Oaktree Acquisition Corp. II | ALVO | Alvotech | Healthcare, Global | 2,250 | 9.0x | 15-Jun | 9.70 |
| Tuatara Capital Acquisition Corp | SBIG | springbig | Cannabis, US | 300 | 1.5x | 14-Jun | 2.89 |
| Globis Acquisition Corp. | AFRI | Forafric | Food, Global | 300 | 2.6x | 9-Jun | 6.47 |
| Dynamics Special Purpose Corp. | SNTI | Senti Bio | Healthcare, US | 276 | 1.2x | 8-Jun | 2.18 |
| SVF Investment Corp. 3 | SYM | Symbotic | Industrial, Global | 4,752 | 14.9x | 7-Jun | 16.80 |
| Apollo Strategic Growth Capital | GBTG | American Express Global Business Travel | Travel & Hospitality, Global | 4,947 | 6.1x | 27-May | 6.79 |
| Haymaker Acquisition Corp. III | BTMD | BioTE Holdings | Healthcare, US | 667 | 2.1x | 26-May | 4.44 |
| Lionheart Acquisition Corporation II | MSPR | MSP Recovery | Healthcare, US | 32,600 | 141.7x | 23-May | 1.37 |
| OTR Acquisition Corp. | CMRA | Comera Life Sciences | Healthcare, US | 151 | 1.4x | 19-May | 4.44 |

CLOSED IBCs IN 2022 (II)

| SPAC | New Ticker | Target | Focus | EV, \$M | EV/IPO | IBCs Closed | Fri Price, \$ |
|-------------------------------------|------------|-----------------------------|--------------------|---------|--------|-------------|---------------|
| Artisan Acquisition Corp. | PRE | Prenetics | Healthcare, Global | 1,254 | 3.7x | 17-May | 4.14 |
| Zanite Acquisition Corp. | EVEX | Eve | Automotive, US | 2,394 | 10.3x | 9-May | 7.44 |
| Spring Valley Acquisition Corp. | SMR | NuScale Power | Energy, Global | 1,895 | 8.2x | 2-May | 10.32 |
| TradeUP Global Corporation | SAI | SAITECH | Financial, Global | 183 | 4.1x | 29-Apr | 3.80 |
| Archimedes Tech SPAC Partners Co. | SOUN | SoundHound | Technology, Global | 2,067 | 15.5x | 27-Apr | 4.00 |
| Helix Acquisition Corp. | MLTX | MoonLake Immunotherapeutics | Healthcare, Europe | 360 | 3.1x | 5-Apr | 5.37 |
| Poema Global Holdings Corp. | GGR | Gogoro | Automotive, Global | 2,350 | 6.8x | 4-Apr | 5.42 |
| Queen's Gambit Growth Capital | SWVL | Swvl | Technology, EEMEA | 1,130 | 3.3x | 31-Mar | 6.90 |
| FirstMark Horizon Acquisition Corp. | STRY | Starry | Technology, US | 1,656 | 4.0x | 28-Mar | 5.18 |
| Tailwind Two Acquisition Corp. | LLAP | Terran Orbital Corporation | Technology, Global | 1,577 | 4.6x | 25-Mar | 5.34 |

CLOSED IBCs IN 2022 (III)

| SPAC | New Ticker | Target | Focus | EV, \$M | EV/IPO | IBCs Closed | Fri Price, \$ |
|---|------------|----------------------------|------------------------------|---------|--------|-------------|---------------|
| Motive Capital Corp | FRGE | Forge Global | Financial, Global | 1,609 | 3.9x | 21-Mar | 12.01 |
| Bridgetown 2 Holdings Ltd | PGRU | PropertyGuru | Real Estate, Asia | 1,350 | 4.5x | 17-Mar | 4.33 |
| Spartan Acquisition Corp. III | ALLG | Allego | Automotive, Europe | 2,650 | 4.8x | 17-Mar | 7.23 |
| Healthcare Capital Corp. | DRTS | Alpha Tau | Healthcare, Global | 660 | 2.4x | 7-Mar | 11.41 |
| Supernova Partners Acquisition Company II, Ltd. | RGTI | Rigetti Computing | Technology, US | 1,152 | 3.3x | 2-Mar | 4.96 |
| Roth CH Acquisition III Co. | QTEK | QualTek | Technology, US | 828 | 7.2x | 14-Feb | 1.39 |
| Thayer Ventures Acquisition Corporation | ISPO | Inspirato | Travel & Hospitality, Global | 1,052 | 6.0x | 11-Feb | 4.59 |
| Novus Capital Corp II | NRGV | Energy Vault | Energy, Global | 1,133 | 3.9x | 11-Feb | 10.13 |
| Growth Capital Acquisition Corp. | CPTN | Cepton | Automotive, Global | 1,566 | 9.1x | 10-Feb | 1.28 |
| SilverBox Engaged Merger Corp I | BRCC | Black Rifle Coffee Company | Food, US | 1,711 | 5.0x | 9-Feb | 7.97 |

CLOSED IBCs IN 2022 (IV)

| SPAC | New Ticker | Target | Focus | EV, \$M | EV/IPO | IBCs Closed | Fri Price, \$ |
|--|------------|------------------------|-------------------------------|---------|--------|-------------|---------------|
| CITIC Capital Acquisition Corp. | QNGY | Quanergy Systems | Automotive, Global | 1,079 | 3.9x | 8-Feb | 0.41 |
| Merida Merger Corp. I | LFLY | Leafly | Cannabis, US | 388 | 3.0x | 4-Feb | 6.18 |
| ECP Environmental Growth Opportunities Corp. | FSRD | Fast Radius | Technology, US | 995 | 2.9x | 4-Feb | 0.44 |
| Ivanhoe Capital Acquisition Corp. | SES | SES | Automotive, Global | 2,709 | 9.8x | 3-Feb | 4.56 |
| Vistas Media Acquisition Company Inc. | ANGH | Anghami | Media & Entertainment, EEMEA | 225 | 2.3x | 3-Feb | 6.19 |
| Environmental Impact Acquisition Corp. | GRNA | GreenLight Biosciences | Healthcare, US | 1,230 | 5.9x | 2-Feb | 4.24 |
| Sports Entertainment Acquisition Corp. | SGHC | Super Group | Media & Entertainment, Global | 4,640 | 10.3x | 27-Jan | 4.58 |
| Trebia Acquisition Corp. | SST | System1 | Technology, US | 1,435 | 2.8x | 27-Jan | 9.11 |
| Yellowstone Acquisition Company | SKYH | Sky Harbour | Real Estate, US | 503 | 3.6x | 25-Jan | 5.04 |
| CF Acquisition Corp. V | SATL | Satellite | Technology, Global | 850 | 3.4x | 25-Jan | 5.04 |

CLOSED IBCs IN 2022 (V)

| SPAC | New Ticker | Target | Focus | EV, \$M | EV/IPO | IBCs Closed | Fri Price, \$ |
|--|------------|------------------------|---------------------|---------|--------|-------------|---------------|
| Power & Digital Infrastructure Acquisition Corp. | CORZ | Core Scientific | Technology, US | 4,300 | 12.5x | 20-Jan | 2.33 |
| Gores Metropoulos II, Inc. | SOND | Sonder | Real Estate, Global | 1,925 | 4.3x | 18-Jan | 1.52 |
| Decarbonization Plus Acquisition Corporation II | DCFC | Tritium | Automotive, Global | 1,444 | 3.6x | 13-Jan | 6.24 |
| Capstar Special Purpose Acquisition Corp. | GLS | Gelesis | Healthcare, Global | 964 | 3.5x | 13-Jan | 1.95 |
| Petra Acquisition, Inc. | REVB | Revelation Biosciences | Healthcare, US | 128 | 1.7x | 10-Jan | 0.45 |
| VPC Impact Acquisition Holdings III | DAVE | Dave | Financial, US | 3,563 | 14.0x | 5-Jan | 0.99 |

SPAC LIQUIDATIONS IN 2022

| SPAC | Ticker | IPO Size, \$M | IPO Unit | Focus | Sponsor(s) | IPO Date | Liquidation Date |
|---|--------|---------------|----------|--------------------|--------------------------------|-------------|------------------|
| Trepont Acquisition Corp I | TACA | 230 | S+W/2 | Technology, Global | 1 st time SPAC team | 2-Dec-2020 | 10-Jun-2022 |
| Cascade Acquisition Corp. | CAS | 230 | S+W/2 | Financial, Global | Waterfall Asset Management | 20-Nov-2020 | 8-Jun-2022 |
| Omnichannel Acquisition Corp. | OCA | 207 | S+W/2 | Consumer, US | 1 st time SPAC team | 20-Nov-2020 | 1-Jun-2022 |
| Mallard Acquisition Corp. | MACU | 110 | S+W | Industrial, Global | 1 st time SPAC team | 27-Oct-2020 | 29-Apr-2022 |
| CHP Merger | CHPM | 300 | S+W/2 | Healthcare, US | Concord Health Partners | 22-Nov-2019 | 26-Apr-2022 |
| Alberton Acquisition Corporation | ALAC | 115 | S+W+R | General, Global | 1 st time SPAC team | 24-Oct-2018 | 26-Apr-2022 |
| Burgundy Technology Acquisition Corporation | BTAQ | 345 | S+W/2 | Technology, Global | 1 st time SPAC team | 27-Aug-2020 | 1-Mar-2022 |

IPO UNDERWRITERS: LEAGUE TABLE YTD

| Rank by Vol Sold | Underwriters | Bookrunner Volume, \$M ¹ | % Share | Bookrunner Count | % Share |
|------------------|----------------------|-------------------------------------|---------|------------------|---------|
| 1 | Cantor Fitzgerald | 1,549 | 13.1% | 6 | 6.9% |
| 2 | EF Hutton | 1,231 | 10.4% | 14 | 16.1% |
| 3 | Citigroup | 1,123 | 9.5% | 5 | 5.7% |
| 4 | Maxim | 717 | 6.1% | 6 | 6.9% |
| 5 | Goldman Sachs | 638 | 5.4% | 2 | 2.3% |
| 6 | BTIG | 583 | 4.9% | 4 | 4.6% |
| 7 | JP Morgan | 474 | 4.0% | 3 | 3.4% |
| 8 | RBC Capital Markets | 460 | 3.9% | 2 | 2.3% |
| 9 | I-Bankers Securities | 403 | 3.4% | 3 | 3.4% |
| 10 | Chardan | 401 | 3.4% | 4 | 4.6% |
| 11 | A.G.P | 391 | 3.3% | 3 | 3.4% |
| 12 | EarlyBirdCapital | 388 | 3.3% | 5 | 5.7% |
| 13 | UBS | 345 | 2.9% | 2 | 2.3% |
| 14 | Oppenheimer | 316 | 2.7% | 1 | 1.1% |
| 15 | BofA Securities | 291 | 2.5% | 3 | 3.4% |
| 16 | Deutsche Bank | 263 | 2.2% | 1 | 1.1% |
| 17 | Credit Suisse | 259 | 2.2% | 1 | 1.1% |
| 18 | Moelis | 240 | 2.0% | 2 | 2.3% |
| 19 | SVB Securities | 220 | 1.9% | 1 | 1.1% |
| 20 | Nomura | 219 | 1.9% | 1 | 1.1% |

1. Credit for Bookrunner Volume is awarded to the sole bookrunner or split equally among joint bookrunners